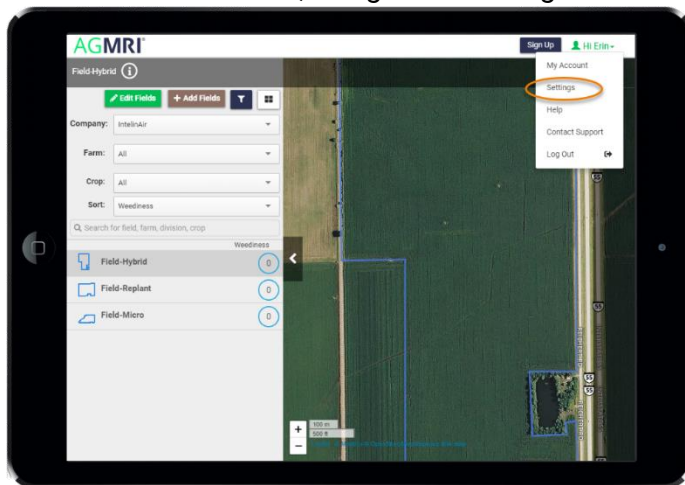


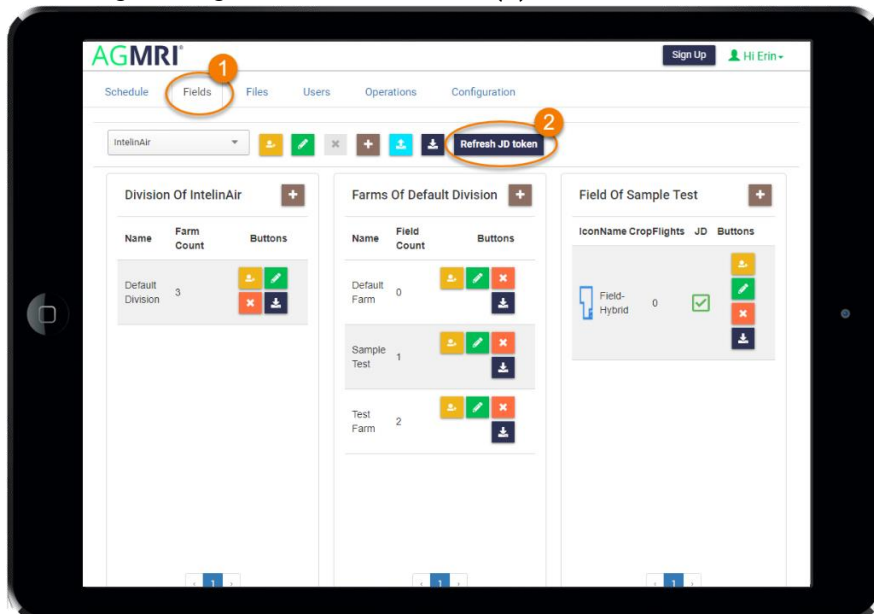
Refresh Your MyJohnDeere Token

Once connected to the MyJohnDeere Operations Center you may periodically need to refresh the token to re-establish the connection. Follow the simple instructions below to reconnect your account to MJD.

- From the home screen, navigate to Settings.



- In Settings, navigate to the Fields tab (1) and click Refresh JD Token (2).

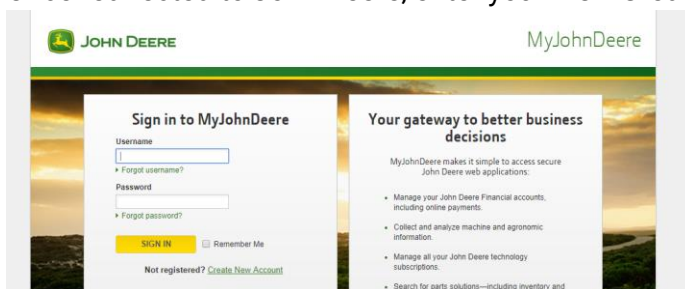


- Click Connect in the resulting dialogue box.

Your access token is not valid.

To refresh access token, you must authorize AgMRI to connect to John Deere Operations Center via MyJohnDeere. Click below to be redirected to MyJohnDeere to complete this process.

- Once redirected to John Deere, enter your MJD Credentials and click Sign In.



That's it! You are now reconnected to the MyJohnDeere Operations Center.

Questions? Contact our Customer Success Team!

Contact us at customersuccess@intelinair.com or 833-My-AgMRI (833-692-4674).