

Getting Started with AGMRI & FieldView™ Integration

Create an AGMRI Account

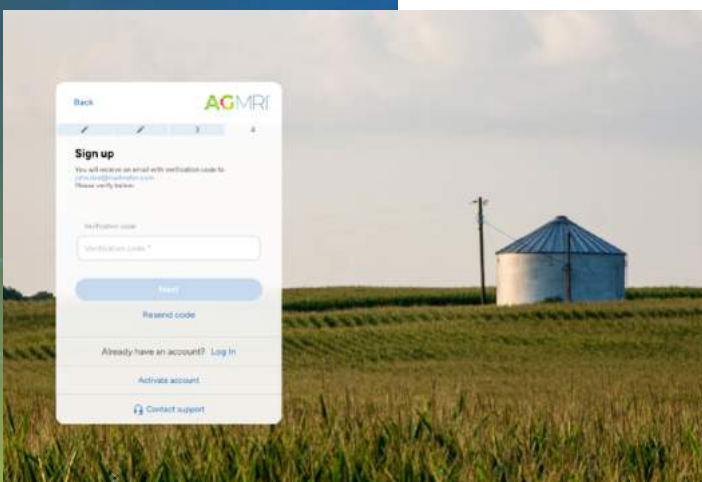
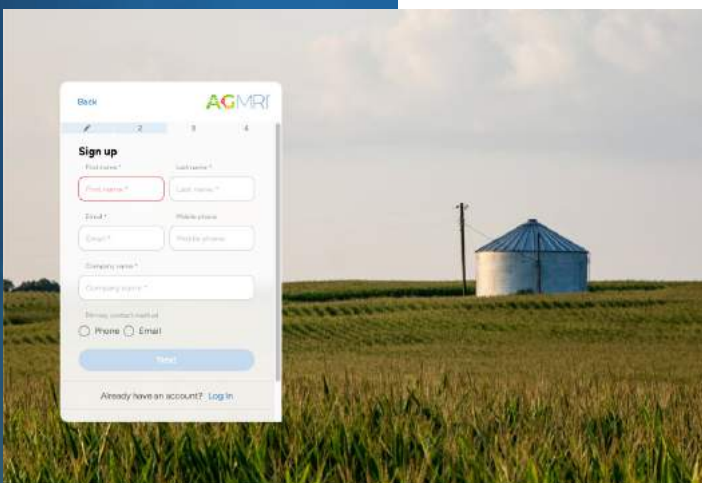
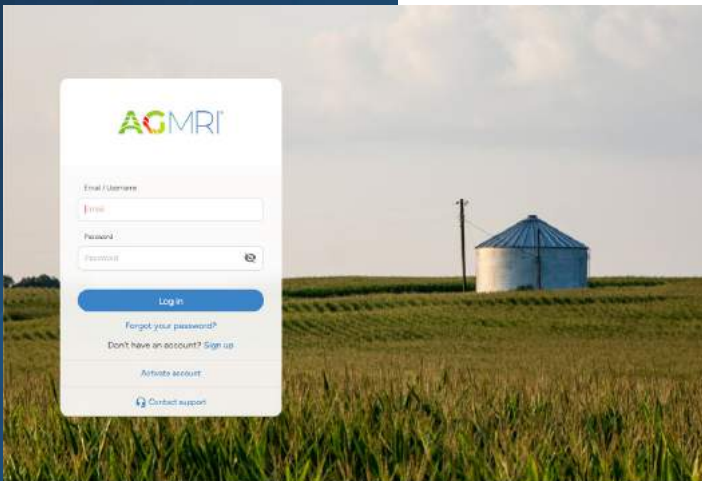
1. Go to ag-mri.intelinair.com and click the Sign Up link (alternatively, go directly to the signup page at ag-mri.intelinair.com/registration), and follow the in-app navigation to create an account.
2. Enter your Promo Code (if applicable) and click Next.

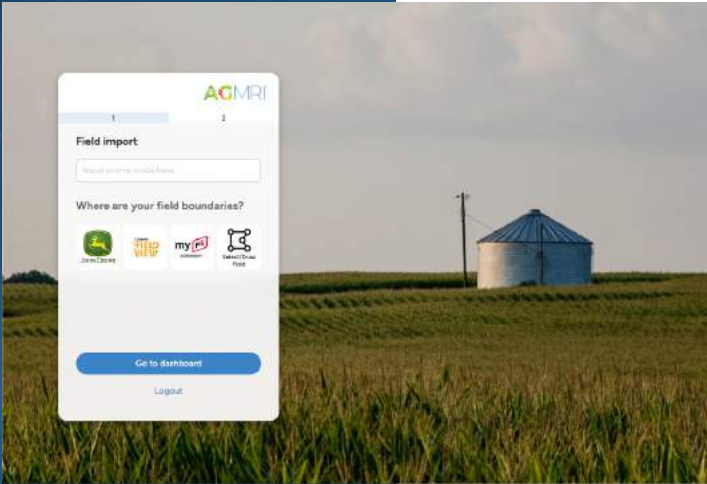
3. Enter the requested information (required information in orange) and click Next.
 - **First Name**
 - **Last Name**
 - **Company Name** (will populate with first & last name, but can be adjusted)*
 - **Email** (also serves as AGMRI username)
 - Mobile phone number
 - Preferred method of contact

* AGMRI will not allow duplicate Company Names. If a company name already exists, the company field will turn red.

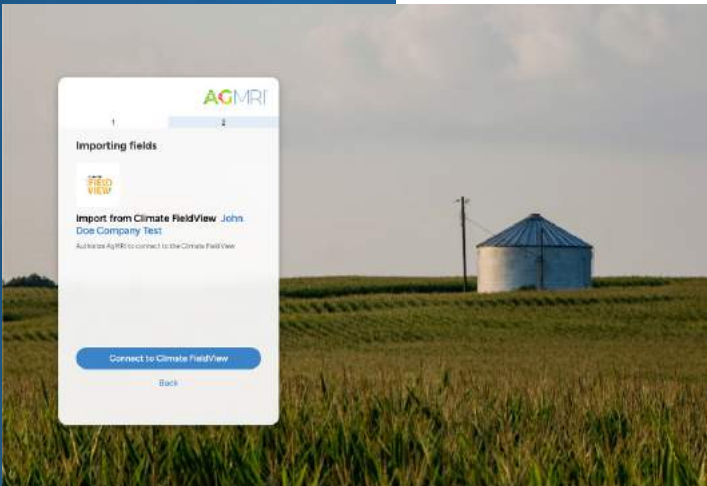
4. An email will be sent from support@intelinair.com with a verification code. Enter the code and then click next.
5. Create a password for the account, accept the Online Terms of Use, and then click Create Account.

Password should contain one uppercase letter, one lowercase letter, one number (0-9) and one special character (!@#\$\$%^&).



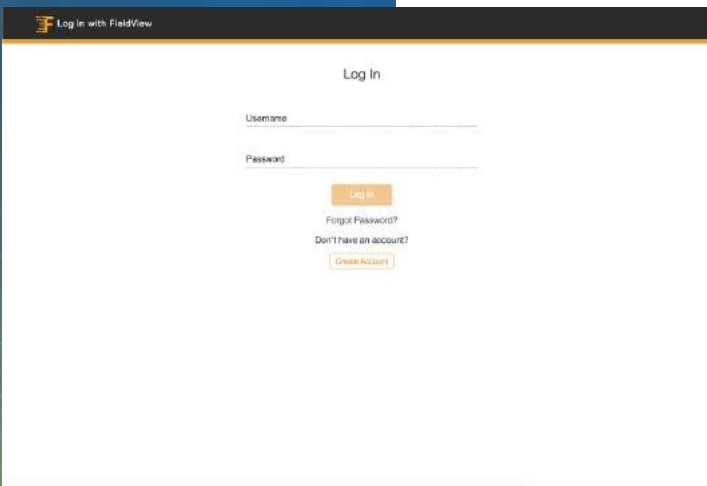


6. Click the Climate FieldView logo to connect to your account.



7. Ensure your company name is displayed, then click the Connect to Climate FieldView button. You will be directed to FieldView to authenticate your account.

Connecting to FieldView is the simplest way to import boundaries and will also import in-season information, such as planting information, applications, and harvest data, enabling AGMRI to incorporate your machine data for a better experience.



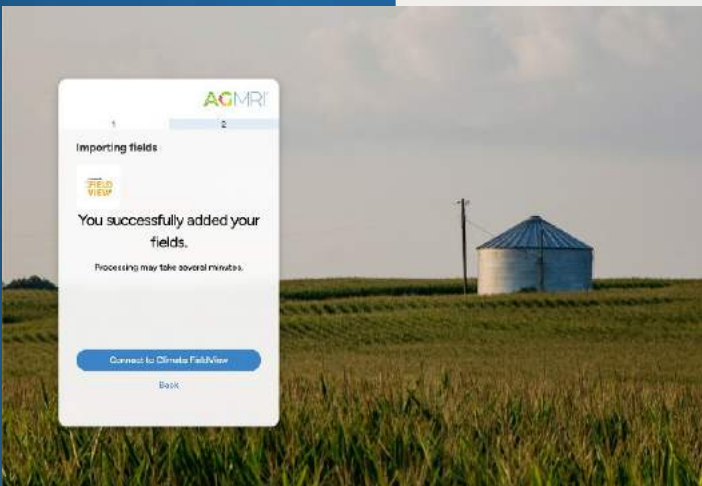
8. Enter your login information and click Log In.

Intelinair will not receive your password information.



9. Click Allow to confirm the connection. Once the connection is confirmed, you will be returned to AGMRI and a success message will show on the screen.

Note: Machine data will take some time to populate. You can navigate away from this page.



If you have questions or for troubleshooting, please contact support@intelinair.com.