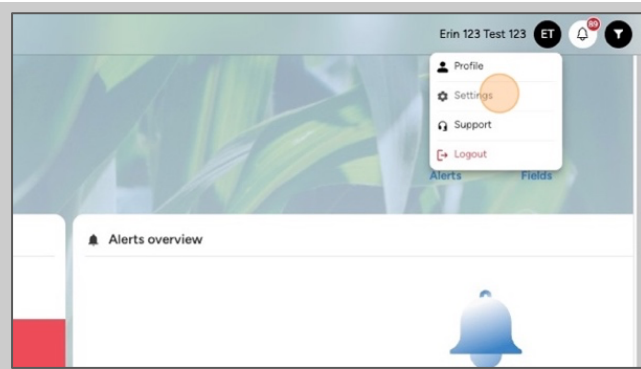


Connecting AGMRI to the John Deere Operations Center™, Climate FieldView™, or CNH is the simplest way to add boundaries and enables the Analyze reporting feature.

## Integration Partners

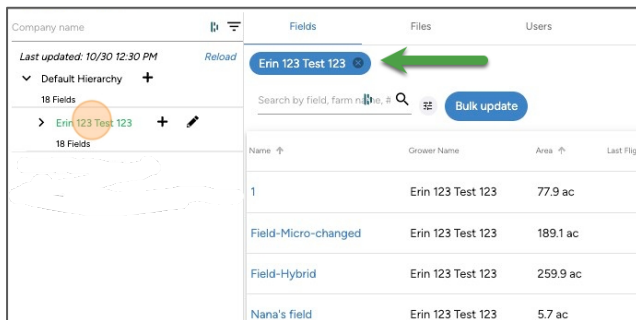


The Integration Wizard walks you through the steps to connect. This case illustrates connecting with the John Deere Operations Center, but the steps in AGMRI are the same for all third parties.

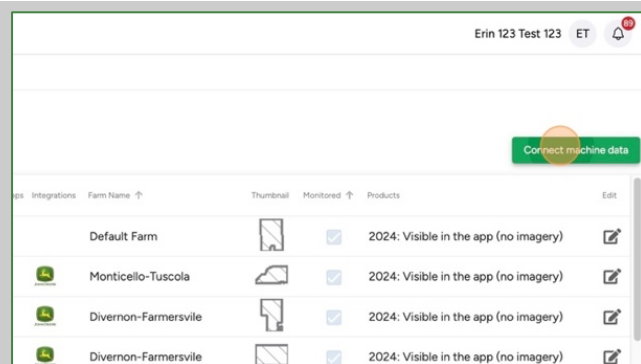


1. Navigate to Settings, either in the lower left corner or by clicking your initials in the upper right.

*The Settings page is only available to Company Admins.*



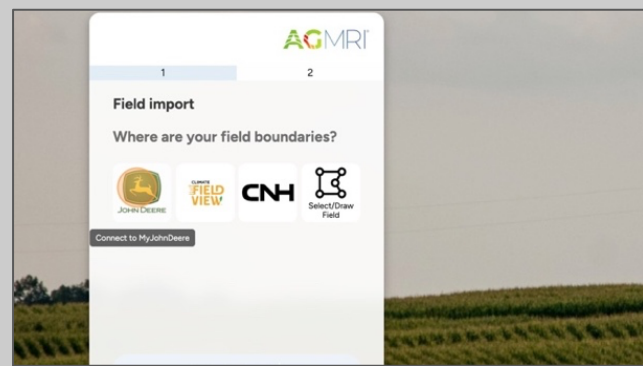
2. Select the Grower to be connected. Ensure the grower is highlighted in the hierarchy and shown in the “pill” at the top of the field list.



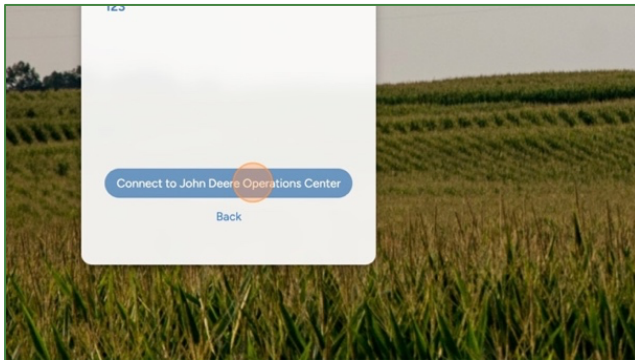
3. Click “Connect machine data” in the upper right corner of the table.



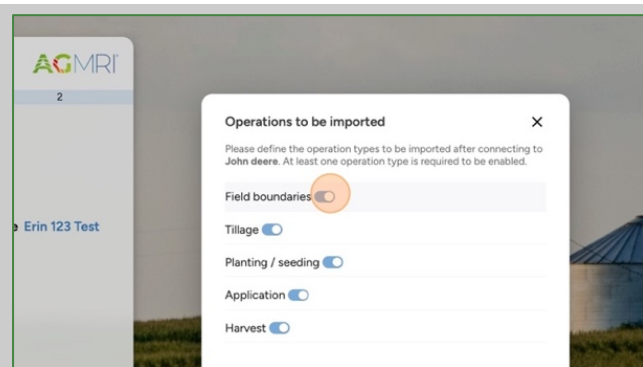
## Integrate Machine Data (cont.)



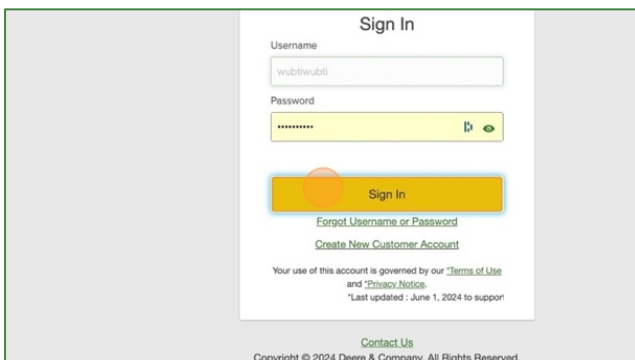
4. Choose the appropriate third party to connect to the Grower's AGMRI account.



5. Click the Connect button.
6. You will be asked to confirm the grower company to which you want to connect.



7. Toggle off any operations you do not wish to import, then click Connect to be directed to the third-party site.

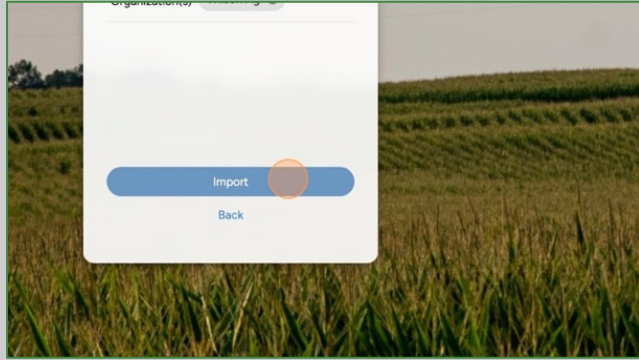


8. Enter the credentials and log in. AGMRI will not receive your password.
9. Follow the prompts from the third party to allow the connection.

*Note: if an account has been previously connected to the John Deere Operations Center, the only option is "cancel." This is a known function of the JD Ops Center.*

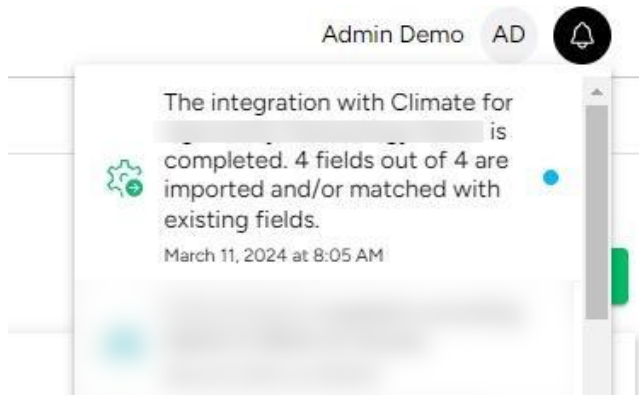


## Integrate Machine Data (cont.)



10. Upon validating the third party, you will be redirected to AGMRI.

11. Click Import to finish the connection.



12. The system will begin processing the connection, which can take 24 hours.

You will receive a notification when the integration is complete.

A few things to note:

- This process can be completed by any user type (Crop Specialist, Grower, etc.) with "Company Admin" access.
- Upon initial connection, AGMRI receives 18 months of historical data.
- Third party tokens remain active for one year, and must be re-established annually.
- We recommend you sign out of any instances of the third-party site (John Deere Operations Center, Climate FieldView, or CNH) prior to connecting companies.
- AGMRI is connected to third parties via API and will not see or save your login information.
- Climate does not allow secondary sharing. i.e., if a grower has granted you access to their operation, you cannot grant access to AGMRI. The grower would need to connect their account directly.
- The integration takes some time, typically ~24 hours, so once you connect, feel free to move on to your next task and check back later.

